

#gracegoesback

**Preschool / Prekindergarten
Town Hall August 12, 2020**

Guiding Principles



The health and safety of the
Grace community

Designing for flexibility
and adaptability

Our commitment to
equity and inclusion

— Ensuring robust learning and
academics, and keeping the
teacher/student relationship
at the center

Preserving a caring
community, and maintaining
connections

A large green geometric shape, resembling a stylized arrow or a corner cut, is positioned on the left side of the slide. It is composed of a solid green area that tapers to a point on the left and has a diagonal cut on the right side.

Daily Schedule

Teaching Team

EARLY CHILDHOOD CLASS and TEACHING TEAM



- Group: Mixed-age group, 3s and 4s
- Differentiated and individualized instruction
- Teaching team:
 - Jennifer Hamilton, Lead Teacher
 - Chris Saffour, Assistant Teacher
 - Marisa Martucci, Yoga and Movement Enrichment

DAILY SCHEDULE FEATURES



- Anchor Points
 - 45 minutes morning meeting and activity time
 - 30 minutes read-aloud or yoga and mindfulness
 - 20-30 minute afternoon together time.
 - There will be asynchronous learning opportunities by some of the specialists via Zoom
- One-on-one support
 - Every child and family will also have individual check-in times with the teachers.

EC	Red	Fully Remote		DRAFT	ONLY
Start Time	Monday	Tuesday	Wednesday	Thursday	Friday
8:30					
8:45					
9:00					
9:15	Morning Meeting* A	Morning Meeting* A	Morning Meeting* A	Morning Meeting* A	Morning Meeting* A
9:30					
9:45					
10:00	Morning Meeting* B	Morning Meeting* B	Morning Meeting* B	Morning Meeting* B	Morning Meeting* B
10:15					
10:30					
10:45	EC Meeting (teachers)	Yoga & Mindfulness* 10:45-11:15	Yoga & Mindfulness* 10:45-11:15		
11:00					
11:15			EC Meeting (teachers)		
11:30					
12:00					
12:15					
12:30	Read Aloud* A & B			Read Aloud* A & B	Read Aloud* A & B
12:45					
1:15					
1:30					
1:45					
2:00					
2:15					
2:30					
2:45	Together Time* B	Together Time* B	Together Time* B	Together Time* B	Together Time* B
3:00					
3:15	Together Time* A	Together Time* A	Together Time* A	Together Time* A	Together Time* A
3:30					

PS/Prek DRAFT DAILY SCHEDULE (12 Aug 20)

<https://geds.org/wp-content/uploads/2020/08/PS-Prek-Draft-Schedule-12-Aug-2020.pdf>

A large green geometric shape, resembling a triangle with a diagonal cut, is positioned on the left side of the slide. It is solid green and has a white background to its right.

**Outdoor, in-person
plans**

**Health and safety
protocols (review)**

Campus Space and Planning for Preschool / Prek Groups

- We will use the playground as classroom, as we usually do but even more extensively
- Working towards opening woods that borders playground

Health and Safety Protocols for In-Person Day (Outdoor Learning)

- Only staff and students will be allowed on campus.
- Students will be organized in bubbles.
- Bubbles will not intersect.
- Staff and students will wear masks in designated areas.
- For everyone's safety, parents are allowed on campus only at arrival and dismissal.
- Deliveries and mail will be left outside at the Main Door.
- Food service delivery (Boonli / Main&Market / PTO Pizza) is suspended.

Health and Safety Protocols for In-Person Day (Outdoor Learning)

- Hand sanitizing stations will be placed outside
 - main entrance,
 - south door to soccer field,
 - east door to playground,
 - children's bathroom.
- Hand Soap will be available in bathrooms and classrooms.
- Disinfecting Spray and microfiber cloths will be stored in all classrooms.
- Housekeeping staff will disinfect hard surfaces multiple times a day.

Health and Safety Protocols for In-Person Day (Outdoor Learning)

Each morning, staff and students will be screened for temperature and other symptoms. Anyone who is not deemed well will be sent home with instructions to see their healthcare provider. Return to school is dependent on diagnosis.

If a child becomes ill during the day, they will be accompanied to Ms. McHugh. If symptoms include cough or shortness of breath, fever (above 99.4 F), chills, shivering, muscle pain, sore throat, headache, loss of taste or smell, nausea, vomiting or diarrhea, the child will be quarantined in the sick area and family will be called. Families will be expected to pick up the student within the hour.

A large green geometric shape, resembling a stylized triangle or a corner cut-off, is positioned on the left side of the slide. It is solid green and has a diagonal edge.

**Jennifer Hamilton,
Lead Teacher,
Preschool/
Prekindergarten**

PS/PREK DISTANCE LEARNING CONSIDERATIONS



- Purpose of distance learning for PS/Prek -- connections
- What we still can do: Responsive Classroom elements
- Appropriate screen time for PS/Prek -- we are providing interactive connections
- How to differentiate with a wide age range online
- Details of one-on-one meetings / individual check-ins



Seesaw

Seesaw in Preschool and Prekindergarten




Students thrive when they
can **actively explore** new
ideas and make their
thinking and learning visible.





Seesaw

**creates a powerful
learning loop between
students, teachers, and
families**



Seesaw is **free** and works on any device



[iOS devices and
Apple TV](#)



[Chromebooks](#)




[Computers with
Chrome or Firefox](#)



[Android Devices](#)

kindle fire


[Kindle Fire](#)



Privacy is Seesaw's Priority



- ★ Protecting your privacy is fundamental to our mission and business
- ★ Visit our privacy center at web.seesaw.me/privacy
- ★ Reach out to us



Lots of Options!

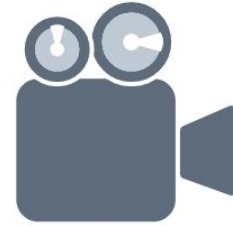
Students use intuitive tools to capture and demonstrate learning.



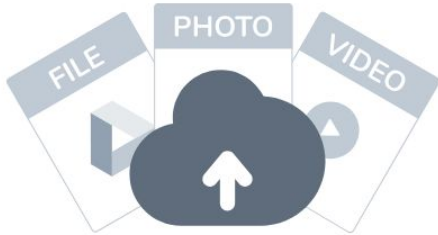
Photo



Drawing



Video



Upload



Note



Link

A large green geometric shape, resembling a stylized arrow or a corner, is positioned on the left side of the slide. It has a diagonal edge from the top-left to the bottom-right, and a vertical edge on the right side.

Preschool / Prekindergarten Enrollment



PRESCHOOL / PREKINDERGARTEN ENROLLMENT



- Our strengths:
 - Individualized and age-appropriate instruction
 - One-on-one connections
 - The support of the Grace community of teachers, administrators, and fellow parents
- Our commitment to be back in person as soon as safe
- Offering 25% off September installment
- Any other requests will need to be received in writing
- Closed week of August 17

What to expect next:

Week of Aug. 10 (this week)

- Town Hall
- Email with follow-up links from today's presentation (PDF and video recording)

Week of Aug. 10 (continued)

- All families will be invited to share information about their child with their teacher (via Google Forms) -- due Aug. 24

Week of Aug. 17

- Grace administrative offices and school building will be closed this week
- All requests for enrollment changes must be received by 11:59 pm on Sunday, August 23, 2020

Week of Aug. 24

- Teacher work week #1
- Professional development and Seesaw training for teachers
- Families will sign up for a one-on-one meeting with teacher to discuss child information

Week of Aug. 31

- Teacher work week #2
- All teachers will host an evening group meeting with the parents in their class
- Families will meet one-on-one with teachers
- Families will be able to pick up home toolkits / supplies

Week of Aug. 31 (cont.)

- Families will receive Seesaw training, access, instructions, and expectations
- Families will receive detailed schedules
- Families will have a chance to practice logging in to Seesaw

Week of Sept. 7

- School begins!
- Students will learn to use Seesaw

Resources for your review

DOCUMENTS:

Fully remote draft Preschool / Prekindergarten schedule
(PDF)

Health, safety, and campus plans and procedures / DRAFT
(PDF)

VIDEOS:

Recording of Aug. 6, 2020 Town Hall

#gracegoesback

