



Grace Episcopal Day School faculty and staff are happy to be offering a three week series of summer enrichment connections for our students during the weeks of July 13, 20, and 27.

The sessions below are offered free of charge to all new and returning students enrolled for the 2020-2021 school year at Grace. We hope they will offer the chance for connections, learning, thinking, and fun.

The age groups indicated below are for the grade your child will be entering this fall. The link to register is at the end of the document.

Please register by Sunday, July 12 at 11:59 pm.

Yoga & Movement

Yoga with Ms. Martucci (PS-K)	Tuesday, July 14 10:00 am	Fun yoga adventures and mindfulness breathing
Yoga with Ms. Martucci (Grades 1-5)	Thursday, July 16 10:00 am	Have fun practicing different yoga poses and mindful breathing
Dance Party with Ms. Newman (all grades)	Friday, July 24 3:00 pm	Clear the living room and turn the music up! Afternoon Dance Party

Building and STEM

Makerspace with Ms. Comas (Grades 1-5)	Tuesday, July 14 1:00 pm	Gather your cardboard, scissors, tape and other recyclable items and join Mrs. Comas to design and build a cardboard creation. Choose your challenge! Challenge 1: Musical Instrument Challenge 2: Mars Lander Challenge 3: Game Challenge 4: Superhero/Explorer Gear and Accessories
Read and Build with Mr. Mazza (K)	Monday, July 20 1:00	We will read a story, then build it using legos!
Read and Build with Mr. Mazza (K-2)	Tuesday, July 21 1:00	We will read a story, then build it using legos!

Read Alouds

Read Aloud with Ms. Karen (Grades 4-5)	Thursdays, July 16, 23, 30 12:00 pm	Grab your lunch and join Ms. Karen as she reads aloud from <i>The Remarkable Journey of Coyote Sunrise</i> by Dan Gemeinhart
Lunch storytime with Ms. Y (Grade 1)	Thursday, July 16 and Thursday, July 23 12:00 pm	Join Ms. Yarrington to eat lunch, listen to a story, and discuss. Attend one or both sessions
Read Aloud with Ms. Hamilton (PS-K)	Tuesday, July 21 10:00 am	Let's read a story together! Grab a comfy spot to join in reading, laughing and sharing ideas!
Book Club with Ms. Aponte and Ms. Kelliher (Grade 2)	Tuesday, July 21 and Thursday July 23 11:00 am	Join Ms. Aponte and Ms. Kelliher as we read and discuss <i>Jaden Toussaint, the Greatest: Episode 1: The Quest for Screen Time</i> by Marti Dumas. Please read the book and consider the discussion questions prior to Book Club (either independently or with an adult)
Book Club with Ms. Kelliher and Ms. Labarre (Grade 3)	Tuesday, July 28 and Thursday, July 30 10:00 am	Join Ms. Kelliher and Ms. Labarre in reading and discussing <i>Hidden Figures: The True Story of Four Black Women and the Space Race</i> by Margot Lee Shetterly. Please read the book and think about the guiding questions beforehand
Storytime and Scavenger Hunt with Ms. Whitaker and Mr. S (PS-PreK)	Tuesday, July 28, 10:30 am	"Inside Your House" Scavenger Hunt and Story

Art

**Art with Ms. Gould
(Grades 4-5)**

**Monday, July 13
10:30 am**




Succulents

Succulents are plants that store water in their leaves or stems. Because of this special ability, succulents can live in very dry places. I love all the exciting colors, shapes, and textures of succulents. This art enrichment experience will show you how to draw a planter filled with succulents. Use whatever art supplies you have at home. I can't wait to see all the exciting succulents you draw inside your planter!

**Art with Ms. Gould
(K-Grade 1)**

**Wednesday, July 15
10:00 am**



Geometric Seal

If you can draw triangles and circles then you can draw this simple Geometric Seal! This circus seal sits on a platform and balances balls. Did you know that seals have very sensitive whiskers that allow them to balance balls very well on their nose?! Get your crayons ready and let's draw a colorful circus seal balancing balls together. How many balls can your seal balance? Let's watch Bimbo the Sea Lion balance balls for inspiration!

<https://www.youtube.com/watch?v=aoYOyxJu9EM>

**Art with Ms. Gould
(Grades 2-3)**

**Wednesday, July 15
1:00 pm**



Flamingos

Learn how to draw your own pink flamingo in this step by step drawing lesson! This art enrichment will guide you to render your own beautiful flamingo or a flamboyance of flamingos. This art enrichment experience was designed to work with whatever art supplies you have at home.

**Art with Ms. Gould
(Grades 4-5)**


**Friday, July 17
11:00 am**



American Flag Landscape Painting
This week's art enrichment celebrates Independence Day! Learn how to paint this very simple yet stunning American Flag Landscape Painting with acrylic paint. You'll learn how to paint a forest skyline silhouette backed by a twilight or dawn sky and a dry brushed US flag illusion! There's a lot of "skill building" in this painting. You will learn simple blending techniques, dry brush technique, splatter, and how to paint tree silhouettes.

**Art with Ms. Gould
(Grades 1-3)**

**Monday, July 20
10:30 am**




Grumpy Monkey

Today we will draw a grumpy monkey based on the hilarious #1 New York Times bestselling picture book, *Grumpy Monkey*. This book is about dealing with unexplained feelings...and the danger in suppressing them. Think about what expression you want to draw on your monkey. This art enrichment experience was designed to work with whatever art supplies you have at home.

<https://youtu.be/37RVQ2vvy9w>

**Art with Ms. Gould
(K-Grade 1)**

**Wednesday, July 22
10:00 am**



Shark Week

Do you love sharks? This project was designed for the shark lover! Shark Week is a summer TV event from the Discovery Channel that will air the week of August 9 with over 20 hours of 'jAW'some sharks on film! This year Shark week will take viewers to oceans around the world to see some of the most unique shark species in the world! If you love sharks get your art supplies ready. In honor of Shark Week we will draw a simple shark with his head sticking out of the water! Find out more about Shark Week 2020.

<https://www.hitc.com/en-gb/2020/06/29/when-is-shark-week-2020-summer-discovery-channel/>

**Art with Ms. Gould
(Grades 2-3)**

**Wednesday, July 22
1:00 pm**



Wet Shaking Dog

What is more playful than a wet, shaking dog? An artwork of one that includes splatter painting and finger painting, that's what! Today you will draw a dog ready to shake the water off in the style of American finger painter, Iris Scott. You will explore several drawing and painting techniques, as well as creating the movement of water shaking off a dog. Please bring to art enrichment: two sheets of paper, one sheet could be black or blue (copy paper is fine), a pencil, black pen (or sharpie), scissors, glue, markers or crayons and watercolor paints (whatever art supplies you have at home is fine!). We will watch a video of Iris Scott creating one of her famous wet shaking dog paintings.

<https://vimeo.com/112581761>

**Art with Ms. Gould
(Grades 4-5)**

**Friday, July 24
11:00 am**



Ice Cream Paint Party

Learn how to make your very own ice cream painting with acrylics! This is a fun enrichment, online paint party. Have fun mixing and matching different ice cream flavor colors! The rainbow tie-dye background is very fun; it reminds me of art by Lisa Frank. The ice cream scoops and toppings can also be customized with your favorite colors and flavors. I used a sharpie for the sprinkles as well as the back of my paint brush to paint little chocolate chip dots on the green scoop. This art enrichment experience comes with a traceable drawing of an ice cream cone which can be used as a drawing reference. Enjoy and happy painting!

**Art with Ms. Gould
(Grades 3-5)**

**Monday, July 27
10:30 am**



Draw and Design a Food Truck

In recent years, food trucks have grown in popularity. Food trucks used to serve the working class outside of construction sites and big businesses. Today, food trucks can be found in most cities serving a wide variety of food. People of all ages can enjoy stopping for a unique meal at a food truck. Food trucks are even being hired to serve food at weddings! Have you ever eaten at a food truck? Today's Art Enrichment we will draw and design a food truck. What kind of food will your food truck serve? Food trucks often have a large representation of the food they serve on top of the truck. This art enrichment was designed to work with whatever art supplies you have at home. Check out this 3 minute video that features different types of food trucks along with a catchy song:

<https://www.youtube.com/watch?v=lmvgoxlJB4o>

**Art with Ms. Gould
(K-Grade 2)**

**Tuesday, July 28
10:00 am**



Sea Turtles

Learn how to draw a sea turtle with this art enrichment step by step art lesson. These are adorable abstract, sort of stylized turtles with an underwater environment. This lesson includes a sea turtle drawing guide. What kinds of interesting patterns can you think of to decorate your turtle's shell? This is a great lesson to use watercolor paints with or you can use whatever art supplies you have at home. Watch a sea turtle swimming in the ocean!

<https://youtu.be/UgJPvtaH5Oc>

[Click here to sign up for these exciting summer offerings!](#)